



Celebrating
the next
100
Years

PQ® PROFESSIONAL
QUALITY GEL

Insoles

Pads

Lifts - Wedges

Heel Cup

Spring Plate

Dancer Pads

Separators

Lab Supplies



Riecken's History - The First 100 Years

In 1910 Louis H. Riecken operated a shoe repair shop in Mt. Vernon, IN. In 1914, he moved it to Evansville, IN. His son, George L. Riecken, entered the business and carried it on with his wife, Fannie, until his death in 1957.

In the 1940's, George's son, George Carl Riecken, began working with his father, learning the trade, and took over the business in 1957 upon his father's death. George Carl used his middle name throughout his life until his death in 2006. Riecken's is now owned by his wife, Linda.

Carl was instrumental in making the business what it is today, envisioning the need for foot comfort and proper shoe fit in the future. He invented many pedorthic products and systems for the manufacture of pedorthic devices. Additionally, he lectured in pedorthic classes at Ball State University, Muncie, IN.

Today, Riecken's is carrying on this tradition of excellence into the next 100 years. As technology changes, Riecken's provides a complete service to the foot-care industry: a full line of family shoes, shoe repair, design and manufacture of foot-care products, and a custom, central orthotic laboratory.



*George Carl Riecken
1931 - 2006*



800-331-8040 • 812-476-8006 • Fax: 812-476-4271
ricknorlab@aol.com • www.FootComfortWorld.net
2 5115 Oak Grove Road • Evansville, IN 47715



PQ Gel is Riecken's proprietary formula.

It is manufactured with premium ingredients and contains no silicones; thus it offers your customers the best in comfort and reduction of shock and shear forces.

PQ Gel and all of Riecken's PQ Gel products are manufactured in the USA.



3 Ways to Order



1. Speak with a Riecken's consultant.

(800)331-8040 or (812)476-8006
Extensions 100, 108 & 109
Monday - Friday, 8-5 CST



2. Email your order to
ricknorlab@aol.com



3. Fax your order to (812)476-4271

Table of Contents

X-Static Insole	4
Butterfly Insole	5
Insert Adjuster Tool	6
Comfort Insole	7
Full Insoles	8
Comfort Foot Bed	9
Met Pads	10
Scaphoid Pads	11
Heel Cup	11
Dancer Pads	12
Spur Pads, Lifts & Wedges	13
Spring Plate	14
Separators & Protectors	15
Liquid PQ	16
PQ Sheet Stock	17
Casting Supplies	18
Wax & Sand Casting Supplies	19
Impressions & 3-D Casts	20
Custom Orthoses & SAFIO Partial Foot	21-23
Shoe Modification	24
Educational Materials	25
Recoil Pad	26





X-Static Insole

Athletic

REPLACEMENT INSOLES
with



Incorporating a whole, new concept in insole covers, X-Static® the Silver Fiber™ fabric, **KILLS ODOR-CAUSING BACTERIA AND FUNGI.**



1/16" thickness of neo-foam middle layer helps cushion the foot and bonds the top fabric and PQ® Gel underliner.



#2104 available in:

	Men's	Ladies' Natural Last	Ladies' Fashion Last
B1	5 - 5 1/2	6 - 6 1/2	7 - 7 1/2
B2	6 - 6 1/2	7 - 7 1/2	8 - 8 1/2
B3	7 - 7 1/2	8 - 8 1/2	9 - 9 1/2
B4	8 - 8 1/2	9 - 9 1/2	10 - 10 1/2
B5	9 - 9 1/2	10 - 10 1/2	11 - 11 1/2
B6	10 - 10 1/2	11 - 11 1/2	12 - 12 1/2
B7	11 - 12	12 - 12 1/2	
B8	13 - 14		



Stock #1297 Pink Plastazote

Stock #2001 White Microcell

PQ Heat Moldable Butterfly Insoles

Double flanged insoles form an arch cradle. 1/4" thick for depth type shoes.

#1297 3 lb. Density Pink Plastazote (polyethylene foam) Covers.

Plastazote is the most accommodative but least durable. It is recommended for ulcerated and very sensitive feet.

#2001 6 lb. Density White Microcell (EVA foam) Covers.

6 lb. density TP foam is a wonderful general purpose cover. It is twice as durable as the pink plastazote.

Butterfly wings feather into medial and lateral arch areas to cushion and protect the Navicular and Cuboid.

The total thickness of the insole at ball of foot under met heads is 1/4".

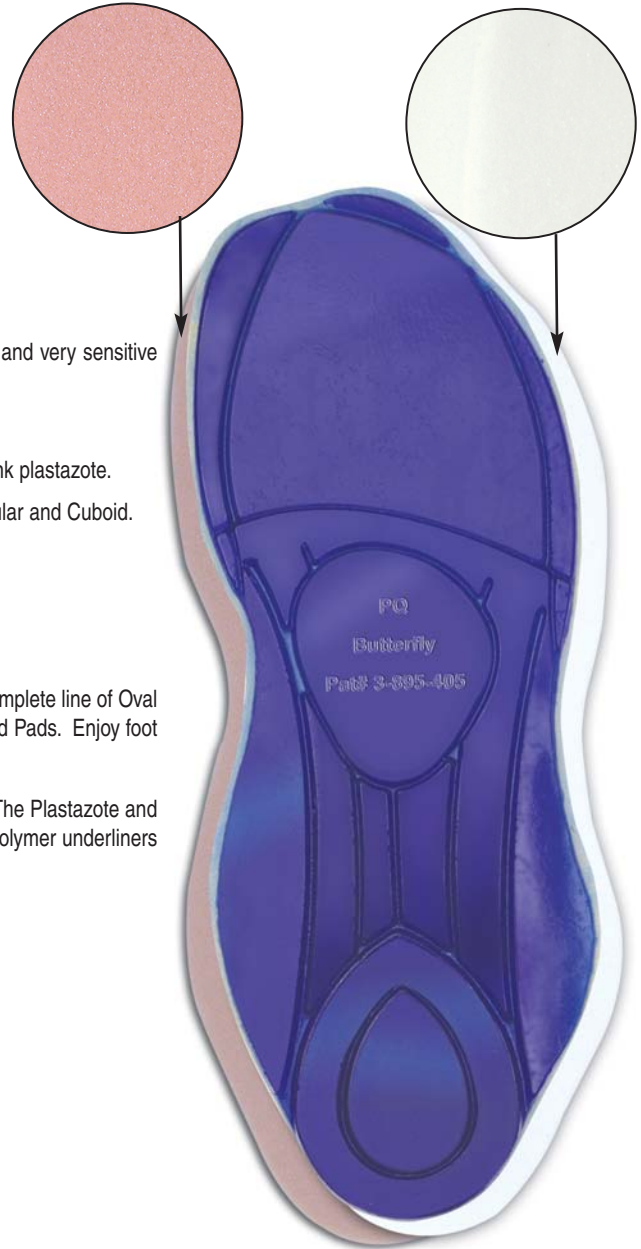
Trim only the forefoot. Use old insoles as patterns.

Butterflies fit up to EEE widths. *Never trim heel or wings.*

May be turned into a custom orthotic to accommodate individual foot conditions with our complete line of Oval or Cloverleaf Met Pads, Bars, Varus or Valgus Heel Wedges and the new Bio-Rite Scaphoid Pads. Enjoy foot comfort supreme.

PQ insoles literally float the patient, eliminating pressure points and high pressure areas. The Plastazote and microcell foam covers take permanent impressions of the patient's foot. The Viscoelastic polymer underliners act as shock absorbers, absorbing and dissipating shock and shear.

PQ emits a pleasant fragrance and does not support fungus or bacterial growth.



Dual Layered Butterfly Insoles
1/8" thick top cover of heat moldable foam.
1/8" bottom layer of pure Viscoelastic Polymer.



Medial and lateral insole flanges form scaphoid and cuboid supports. Heat moldable to allow customization.

Size	Men's	Ladies' Natural Last	Ladies' Fashion Last
B1	5 - 5 ¹ / ₂	6 - 6 ¹ / ₂	7 - 7 ¹ / ₂
B2	6 - 6 ¹ / ₂	7 - 7 ¹ / ₂	8 - 8 ¹ / ₂
B3	7 - 7 ¹ / ₂	8 - 8 ¹ / ₂	9 - 9 ¹ / ₂
B4	8 - 8 ¹ / ₂	9 - 9 ¹ / ₂	10 - 10 ¹ / ₂
B5	9 - 9 ¹ / ₂	10 - 10 ¹ / ₂	11 - 11 ¹ / ₂
B6	10 - 10 ¹ / ₂	11 - 11 ¹ / ₂	12 - 12 ¹ / ₂
B7	11 - 12		
B8	13 - 14		

Heat Molding Steps



1. Mark insole with lipstick at location of the excre-sciency and spot heat with heat gun.



2. After spot heating insole, make depression with tool as needed.



3. The depression made on insole makes a bulge on the PQ side. This is then shaved off using a razor knife or sanding wheel.



4. Further customization to insoles will offer advantages in some cases. Add any combination of PQ Metatarsal Pads, Scaphoid Pads, Varus or Valgus Wedges as needed.



5. Slip insole into shoe for a try-on.

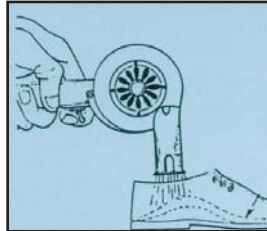
HEAT MOLDING

Heat Molding Butterfly Insoles

Butterfly Insoles may be combined with PQ Scaphoid Pads, Metatarsal Pads, Varus or Valgus Wedges to comfort a wide variety of foot problems when the insole alone is not totally sufficient.

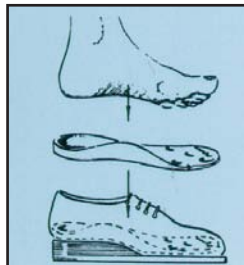
Two Covers to Choose From.

HEAT MOLD DIRECTLY IN SHOE.



After placing insole into shoe, direct heat gun into shoe for approximately 30 seconds. Test for moldability with finger impression. CAUTION: DO NOT HEAT ABOVE 130°!

When moldable, have patient wearing heavy cotton or wool socks, step into shoe, then walk and stand until cool for a permanent impression.



SPOT MOLDING INSOLES

Insoles may be spot adjusted to accommodate plantar excresciencies such as corns, calluses and depressed metatarsal heads.

It is recommended to heat mold the insoles to the shoe and foot first, then a transferrable mark is placed on the patient's sock at the location of the excresciency.

Put the foot into the shoe and have the patient take a few steps until this mark is transferred onto the insole.

Remove the insole and follow steps 1 through 5 as needed to make a complete accommodation.

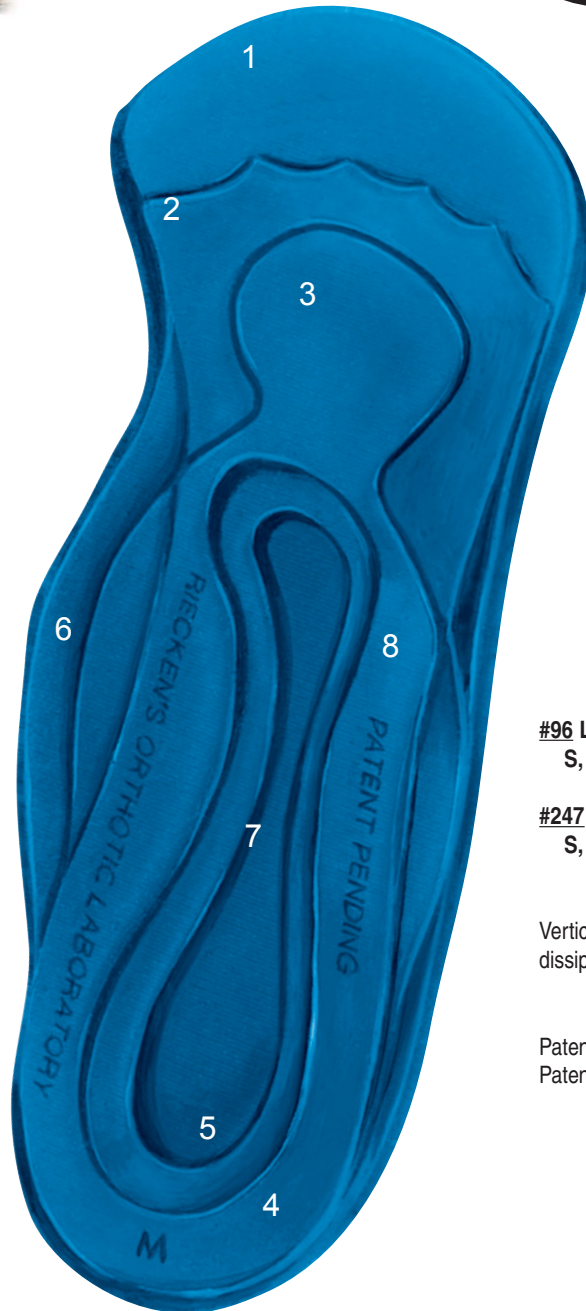


#1871 Insole Adjustor Tool

For making professional accommodations in heat moldable insoles.



1. Thin 1/16" Ball of Foot Extension protects the Metatarsal Heads from abrasive shearing action of step shock.
2. Dancer Pad scallop lifts, protects and cushions Metatarsal Heads.
3. Metatarsal Arch lift relieves forefoot pressure at toe off.
4. Heel Rim Bands absorb and dissipate the SHOCK and SHEAR FORCES of HEEL STRIKE.
5. Cup relieves pressure at painful Heel and Heel Spur area.
6. Soft, gentle Scaphoid support for the Medial Arch.
7. THE MAGIC SLOT relieves pressure on the band of fibrous tissue radiating toward the base of the toes. (Plantar Fascia).
8. LATERAL STABILIZER This thin flange at the Cuboid area aids balance and support.



**For: Athletic
Work
Dress
Boots**

#96 Ladies'
S, M, L

#247 Men's
S, M, L

Vertical offsets allow the PQ Gel to flow horizontally to dissipate the forces of *SHOCK* and *SHEAR*.

Patented Design.
Patent #D 322,508.



#2204N Full Insoles.

Full Insoles in 5 unisex sizes.

	Men's	Ladies'
Size A	2-4	4-6
B	5-7	7-9
C	8-10	10-12
D	11-13	
E	14-16	

Made of PQ Viscoelastic Polymer

Lightweight with a thinner forefoot and extra polymer in the heel and arch areas to reduce shock.

If shoe size falls between sizes, select larger size as insole may be easily trimmed with scissors at toe.

Use for lower back fatigue and heel pain.

*The foot in motion is beautiful!
It flows from one shape to another as we walk,
run, jump and dance. It is poetry in motion.*

No foot orthotic could begin to keep up with it until now.
PQ introduces the New Visco Comfort Foot Bed.



The Visco Comfort Foot Bed

It moves, flexes and flows with your foot movements. Pure, soft, supple Viscoelastic polymer provides a positive shock absorbing foundation. Great for all types of activities, especially suited for work shoes, walking shoes, athletic shoes, everyday footwear, inline skates and ski boots.

Satisfaction guaranteed.
Available in 10 sizes for men and women.

May be modified to fit the footwear's contours and special foot conditions.

Stock #1051

Sizes	36	37	38	39	40	41	42	43	44	45
Ladies	5	6	7	8	9	10	11	12	13	
Mens			5	6	7	8	9	10	11	12

Metatarsal Pads



#1683 Internal Metatarsal Bars
Adhesive backed. Left and right pairs. Single pair.

XS, S, M, L



#1142 Cloverleaf Metatarsal Pad
No right or left. Adhesive backed. Single pair.

#1142B 12 pair bulk pack.

XS, S, M, L



#154 Regular Metatarsal Pad Now with adhesive back. Single pair.

#154B 12 pair bulk pack.

S, M, L

B stands for Bulk Pack (12 pairs all same size).

FOR PROFESSIONAL FACILITIES, THE NEW BULK PACKS FOR IN-HOUSE USE SAVE YOU MORE THAN 50% OFF OUR SINGLE PAIR PRICE



#74A Scaphoid Pads.

Soft, shock absorbing PQ in extra small, small, medium, and large sizes. Graduating in thickness by size from 3/16" - 8/16". With adhesive backs.

#74B 12 pair bulk pack.

XS, S, M, L

B stands for Bulk Pack (12 pairs all same size).

Scaphoid Pads



#1112 Bio-Rite Scaphoid Pads

These pads fit the foot and shoe. Adhesive backed. Single pair.

#1112B 12 pair bulk pack.

S, M, L

Premium Heel Cup



#16 PQ Premium Heel Cup

Dual durometer all purpose cup provides maximum shock and shear force absorption and dissipation.

Ideal for treatment and prevention of painful heels, spurs and other apophyses. Helps protect the calcaneus and all associated skeletal structure including the knees, hips and spinal column from the destructive forces of shock and shear.

New computer generated bio-mechanically engineered Visco flow control design. This design dampens and reduces rebound velocity of heel strike shock waves and alters their direction from vertical to horizontal.

These premium cups are neutral. These heel cups can be combined with our firm Varus or Valgus wedges, Stock #2041, to easily accomplish any postings.

#16 Heel Cup Sizes

Heel Cup Size	Men's Shoes	Women's Shoes
S	5-6	4 1/2 - 8 1/2
M	6 1/2 - 10 1/2	9 - 12
L	11+	

#1654 Dancer Pads.

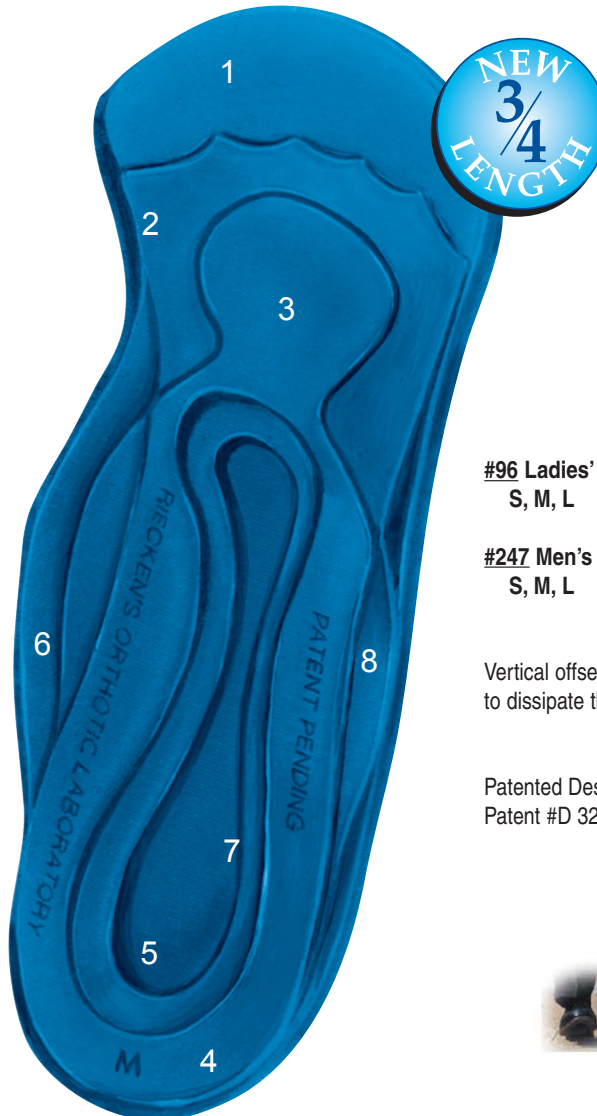
Biochemically engineered to lift and separate the metatarsal shafts and cushion their heads.

Small, medium and large sizes.

Also ideal for ladies who work in high heels.



1. Thin 1/16" Ball of Foot Extension protects the Metatarsal Heads from abrasive shearing action of step shock.
2. Dancer Pad scallop lifts, protects and cushions Metatarsal Heads.
3. Metatarsal Arch lift relieves forefoot pressure at toe off.
4. Heel Rim Bands absorb and dissipate the SHOCK and SHEAR FORCES of HEEL STRIKE.
5. Cup relieves pressure at painful Heel and Heel Spur area.
6. Soft, gentle Scaphoid support for the Medial Arch.
7. THE MAGIC SLOT relieves pressure on the band of fibrous tissue radiating toward the base of the toes. (Plantar Fascia).
8. LATERAL STABILIZER This thin flange at the Cuboid area aids balance and support.



#96 Ladies'
S, M, L

#247 Men's
S, M, L

Vertical offsets allow the PQ Gel to flow horizontally to dissipate the forces of *SHOCK* and *SHEAR*.

Patented Design.
Patent #D 322,508.





Star Pattern Heel Pads



Here's how the stars help: This detail shows the star pattern in a normal, at-rest state. When compressed with foot/body force, each "star" spreads in five directions to harmlessly dissipate SHOCK and SHEAR forces, much like a hydraulic shock absorber.



#155 Star Heel Pad

Full 1/4" of PQ Viscoelastic Polymer PLUS 1/16" raised STAR field. Gentle balance tapered to forward pad edge. Available in three unisex sizes with fabric cover: Small, Medium and Large.

#156 Star Spur Pad

with fabric cover. Relieves calcaneal spur pain and plantar fasciitis.



#2036 (6 mm) or #2040 (9 mm) Flat Heel Lifts


Firm, flat heel lifts with fabric cover for shortage accommodations. Two thicknesses: 9 mm (approx. 3/8") and 6 mm (approx. 1/4"). Small, medium or large sizes. One lift per package.



Varus or Valgus Wedges

#2041 Firm PQ in 3mm thickness in small, medium or large sizes with fabric cover.

#2041V 6mm in medium and large with fabric cover.



#2215 Short Heel Pads/Pump Pads

with fabric cover Small, Medium and Large sizes.



#2212 Bone Spur Pads with fabric cover. 5/16", Small, Medium and Large sizes.



Long Heel Pads with fabric cover.

#2218 1/8" Diamond Pad

#2221 1/4" Diamond Pad

Small, Medium and Large sizes.

Light as a feather...



STRONGER THAN STEEL.

#2003

Riecken's carbon-fiber spring plates store energy at toe off and return it into the swing phase of gait for a more natural walk.

The plates are designed to fit depth-style footwear. They are contoured to fit at the heel and toe.

Additionally, Riecken's spring plate can be used as a turf toe orthotic.

Available in thirteen sizes (Ladies 5-10 and men's 7-13, whole sizes.)



Toe Spreader

**Riecken's expands the PQ[®] line of
Foot-Care Products with the all-new
Toe Spreader**

The PQ[®] Toe Spreader absorbs pressure and friction. Additionally, it aids in maintaining proper toe alignment.

Use it as an inter-digital wedge for bunion deformity, overlapping or crooked toes.

One size fits all.

#2010 Sold in pairs.



PQ SUPREMES

TRANSPARENT, SUPER SOFT, EXTREMELY ACCOMODATIVE
WEARERS ENJOY THE CHAMELEON EFFECT! THESE PADS LITERALLY DISAPPEAR
UNDER EVEN VERY SHEER HOSIERY AND TAKE ON NATURAL SKIN COLORING!



#1389 BUNION REDUCER

Scientifically designed to transfer shoe pressure from the joint to a more tolerant area of the metatarsal shaft and at the same time, help the alignment of the shaft.

One size fits all adults.



**#1361
BALL OF FOOT PROTECTOR**

This soft Viscoelastic ball of foot protector is designed to cushion and protect the metatarsal heads from the destructive forces of shock and shear. This new pad is a true soft tissue supplement, giving wonderful relief to ball of foot pain for those who have lost the protecting soft tissue.

One size fits all adults.



**#1379 HAMMER TOE SPRING
& SULCUS CREST PAD**

Scientifically designed to apply gentle pressure to the involved toe, pulling it out and down while cushioning and lifting the corresponding metatarsal head. At the same time, pressure at the toe tip is relieved.

Small, Medium



**#1298 NIGHT SPLINT TOE SEPARATOR
& PEDICURE COMB**

Scientifically designed to spread toes uniformly and help with their alignment. A night time training aid, not designed to be worn in shoes. Ideal for use in pedicures to separate toes while working on them while polish dries.

One size fits all adults.



Make custom pads & inlays with
Riecken's Professional Quality
Viscoelastic Polymer

PQ is a registered trademark of Riecken's



AVAILABLE IN
QUARTS
&
PINTS

**Measure by weight:
65 grams Side H / 100 grams Side S**

The 65/100 ratio of this new formula yields a finished durometer of approximately 60 on the durometer scale. After years of experimenting, we have determined that this is a good durometer for most foot orthoses. It is slightly firmer than human flesh which helps prevent distortion under weight bearing and losing accommodation. This mix absorbs shock and shear forces better than most other known materials. To make the mix softer, you would increase part S, the softener. If you need the mix to be firmer, you increase side H, the hardener.

Specify quart or pint kit and clear or blue PQ.

**Kit C
CLEAR**

**Kit B
PQ Blue**



Use Riecken's stir cups and sticks for accurate measurement of Liquid PQ mixes.

Consistent results are time and cost savings for you!

#77 Cup 25/pack

#80 Stir Sticks 500/box



PQ Sheet Stock Size 9 x 13 1/4"

Sheet stock is available in smooth both sides or smooth on one with diamond pattern back. Available with/without brushed nylon cover. Available in 1/10" - 1/4" thicknesses.

SMOOTH BACK NO COVER - PLAIN BOTH SIDES

- #75 PQ 1/10" x 12" x 15"
- #1372 PQ 1/8" x 9" x 13.5"
- #1376 PQ 3/16" x 9" x 13.5"
- #1387 PQ 1/4" x 9" x 13.5"

SMOOTH BACK WITH BRUSHED NYLON COVER


- #1385 PQ 1/10" x 12" x 15"
- #1370 PQ 1/8" x 9" x 13.5"
- #1374 PQ 3/16" x 9" x 13.5"
- #1378 PQ 1/4" x 9" x 13.5"

DIAMOND BACK WITHOUT COVER

- #1373 PQ 1/8" x 9" x 13.5"
- #1377 PQ 3/16" x 9" x 13.5"
- #1388 PQ 1/4" x 9" x 13.5"

DIAMOND BACK WITH NYLON COVER

- #1371 PQ 1/8" x 9" x 13.5"
- #1375 PQ 3/16" x 9" x 13.5"
- #1386 PQ 1/4" x 9" x 13.5"



*Great for Custom Work,
Sampling Facilities
and as a
Toe Filler Buffer!*

PQ COMBINATION STRIPS


TOP LAYER 1/8" ORTHOTIC COVERING MATERIAL

BOTTOM LAYER 1/8" PQ Viscoelastic POLYMER SHEET 1/4" x 5" x 15"

- #241 Combo with 3LB Density Pink Plastazote
- #242 Combo with 7LB Density White Microcell

HEAT MOLDABLE

- #10 Combo with 3LB Density Pink Plastazote 1/8" x 6" x 15"
- #2110 Combo with 3LB Density Pink Plastazote 1/4" x 6" x 15"
- #2109 3MM white silk PE foam 10" x 18"
- #2123 3MM pink silk PE foam 10" x 18"
- #22 Combo with 6LB Density Smooth White Microcel 1/8" x 6" x 15"
- #25 Combo with 7LB Density Smooth White Microcel 1/16" x 10" x 20"






#1874 Molded Plastic Casting Board



#2225 Liquid Flexible Foam Kit
Makes urethane fore-foot fillers.



#954 MOLD RELEASE
4 ounce can with brush lid.



#1200 The Master Sheet. One large size fits all. The finest wax impression sheets made. 8 1/2" x 15" x 1/8" one size fits up to 15 shoe size. The only sheets with built in correct temperature color marker. These sheets turn milk white at 130°F. internal temperature.

Economical...by making only one large size, reduced inventory costs are passed on to you. Prepackaged and ready for shipment in protected 12 sheet packs.



#1393 Microcellular Glass Beads
Glass beads flow uniformly to provide uniform weight distribution when casting with wax sheets. One gallon fills one casting box the depth of 1 1/4", which is the optimum for beautiful planar impressions.

- A.) **#2048** Adjustable stainless steel wax sheet holding tray.
- B.) **#2049** Stainless steel name label holders.
- C.) **#2047** Plastic casting box with lid. Stackable.
- D.) **#2059** Wax sheet stainless steel heating tray.



Making Wax Impressions

Make foot impressions so true you can see the skin whorls, veins, and folds. Fast, clean and simple with no customer discomfort. Finished foot forms ready to use with no sanding or clean up. Our wax sheets are formulated for maximum open working time. At 130° F., they turn white and are ready for use.



Using an adjustable stainless steel tray, nice deep impressions are clean and easy.



By placing a name label into the wax before pouring plaster or Liquid Last, the patient's name will be on the finished foot form. We recommend the date and doctor's name also be included for future reference.

3-Dimensional Cast

Making 3-Dimensional Foot Models



SAFIO process can be performed on foot models if they are made 3-dimensional like a UCBL spiral wrap and cured on a casting board with the same heel height as the casting shells.

WHOLESALE

In-house Services for Custom Orthotics & Partial-Foot Protheses

1. PQ[®] VISCOELASTIC POLYMER FULL INLAY

A "total contact custom inlay". This inlay distributes the weight bearing uniformly and eliminates high pressure points, with maximum shock and shear force dissipation. Ideal for the arthritic, the diabetic, and forefoot involvement. Our standard PQ[®] durometer is 50 on the 00 scale with a medium pink plastazote cover.

These must be worn in extra-depth type shoes. The durometer can be made firmer for extra heavy patients. These can be made with or without toe impressions or sulcous crests; can also be made smooth from the ball forward - please specify.



2. PQ[®] VISCOELASTIC POLYMER 3/4 LENGTH INLAY

Our standard cover is of heat-moldable polyethylene foam called white microcell. This is a long wearing durable foam that is leather like after molding. It is unaffected by perspiration, makes an ideal athletic support, and has many other uses. Other covers are available to suit the patient's condition, such as pink plastazote for the arthritic or diabetic patient. They can be worn in most regular shoes.

3. EGG SHELL ORTHOTIC

A 3mm subortholene general purpose orthotic. Ideal for mild cases of plantar fasciitis and is thin enough to wear in most all types of footwear, except ladies high-heeled fashions. May be posted as needed.



4. "UCBL" SUPPORT

These are made over a footform that is made by manually rotating the calf while holding the forefoot straight to posture the tendo calcaneus in a vertical position. The long lateral flange combined with the deep heel cup helps maintain this position in footwear. May be worn in most all types of lace oxfords or shoes. Very effective for heel spur pain in adults and treatment of hypermobile flat foot conditions in infants.



5. "PARTIAL FOOT PROTHESES"

For partial foot protheses we prefer to use the SAFIO[®] process. For this process we can best work with a three-dimensional cast, above the malleolus, made either with a plaster bandage spiral wrapped or a water activated fiberglass sock. Either way the cast should be placed upon a casting board, with a heel height equal to the patient's shoe heel height, while the cast is setting up.

This gives us a beautiful three-dimensional cast so that we can make a partial foot prosthesis that will have an accommodative shock-absorbing Viscoelastic gel interfacing that will eliminate pressure points and improve shoe fit, function, and comfort.



With the cast, send along the patient's shoe which should be extra-depth type with at least a 1/4" removable insole. It is highly desirable that the shoe have at least a mild rocker to give toe clearance at toe off. This will help them walk without heel slippage.

We would also like, if possible, a good pedigraph print. This allows us to make a true interfacing orthosis that will fit the shoe perfectly on one side and the foot perfectly on the other side.



We recommend covers as follows for the flexible type supports only:

Stock #


- 101** If we develop orthotics or inlays from your finished foot models, your charge is only \$85.00 per pair or \$47.50 for one.
 - 101A** If we develop foot forms from a foam art tray, the cost will be \$110.00 per pair or \$55 for one.
 - 101B** If we develop foot forms from plaster slipper casts, the cost will be \$135.00 per pair or \$67.50 for one.
 - 101C** If we add a fore-foot filler - add \$75.00 per fore-foot to regular total inlays.
 - 2003** If we install a carbon fiber spring plate - \$42.00 for one foot - \$84.00 for both feet.
- SAFIO® - Lab preferred impression method: Read #5 for castings on page 22.
SAFIO® includes a spring plate.*
- 101D** If we make a SAFIO® partial foot prosthesis for one foot from a three-dimensional cast, the cost is \$179.50.
 - 101E** If we make a SAFIO® partial foot prosthesis for one foot and a total contact inlay for the other foot the cost would be \$242.00 for both.
 - 101F** If we make SAFIO® partial foot prostheses for a double amputation, the cost would be \$359.00.

Postings: please circle or write recommendations

1. Lab to post as indicated by diagnosis and foot impression.
2. Doctor's recommendation : _____

3. Please include a good set of pedograph prints with foot models or casts and, if at all possible, send the patient's shoes or at least insole tracings.

Notes:





CUSTOM INLAY ORDER FORM

800-331-8040 • 812-476-8006 • Fax: 812-476-4271

So that we might serve you better, please fill out this form as completely as possible. With cast, send along a shoe, or at least state size, width and brand along with an insole tracing.

Date: ____/____/____

Company: _____ Dr. or Practitioners name: _____

Phone #: (____) _____ to contact with questions Email: _____

Fax #: (____) _____ to verify receipt & give ship date

Ship to address: _____

Ship via (circle one):	
UPS GROUND	3 DAY SELECT
2ND DAY AIR	NEXT DAY AIR

Patients name: _____

Patients diagnosis: _____ Patients age: _____ Weight: _____

Type of activity or work: _____

Shoe size _____ Shoe brand name _____

Shoe last shape: contour or natural summit or fashion last Other (specify) _____

PLEASE DRAW AROUND PATIENT'S INSOLE EACH FOOT ON A SEPARATE PAPER SO THE PATTERN CAN BE CUT OUT.

please check support type requested .

Rx 1. Total Contact Custom Full Length Viscoelastic Polymer Base

Specify cover type: _____ pink plastizote - recommended for ulcerated feet • least durable but most accomodative
_____ white microcell - heat moldable and very accomodative • durable and long wearing
_____ blue puff microcell • durable and long wearing

2. 3/4 Length Soft Flexible Viscoelastic Polymer Base - May have a Morton Extension if specified.

3. 3/4 Length Egg Shell (very thin 3mm SUBORTHOLENE) - firm with flanges

4. UCBL Firm Heel Control (3mm SUBORTHOLENE) - trimmed under the malleolus.

5. Partial Foot Prostheses made by using the SAFIO® Process. Item #: _____
Top Cover: _____

Additional Information: _____



Riecken's Shoe Service to the Trade
From shoe modifications to complete shoe rebuilding.



New Full Soles & Heels



**Build up
Liquid to Rigid Foam**



Medial Arch Flare



High-carbon Rubber Wear Plate

Full Repair Service • Call for other applications and costs.

#1864 "THE PQ LINER." Complete instructions for making custom Viscoelastic Polymer Distal End Pads for amputees. Make liners for BKs, AKs, etc., that will cushion, comfort, reduce stress and improve function and fit.

#1865 "THE MODERN ORTHOTIC LAB." VHS 2 hour video. Contains instructions on compression casting with wax and sand, as well as making full length total contact inlays using Liquid PQ.

#1866 "PEDORTHIC MANAGEMENT WITH DEPTH TYPE FOOTWEAR." A four page essay that presents multiple possibilities.

#1867 "FABRICATING TOTAL CONTACT CUSTOM INLAYS USING LIQUID PQ." A five page instructional essay with 12 color pictures. One offered free with the purchase of a PQ Kit.

#1868 "PLANTAR ISCHEMIA IS REVERSIBLE." This is a theory that involves compression casting, custom orthoses, and functional footwear. Presented as a six page essay.

#1872 "THE TEST KIT; YOU BE THE JUDGE." Test the two most popular soft orthotic materials in use today. Free upon request.

#1873 "DISPELLING SOME FAULTY LOGIC." Basic considerations of soft foot orthoses. Three page essay.

STEP BY STEP - PICTURE BOOK PEDORTHICS by Carl Riecken, C. Ped., illustrated in full color.

Volume 1 Making Custom footwear for the hyper-sensitive arthritic foot. 43 pages. \$29.95

Volume 2 The SAFIO process: A look at the future of foot orthoses and partial foot prostheses. 106 pages. \$39.95

Volume 3 A SAFIO accomodation for a heel injury from a lawn mower accident. 25 pages. \$19.95

Volume 4 Educating the diabetic educator of the dangers of improper footwear. 106 pages. \$39.95

Volume 5 How to use super-lightweight liquid to rigid foam to build up a shoe for shortage accomodation. 32 pages. \$29.95

The **SHOOTER'S FRIEND**



924 Riecken's Shooter's Friend Recoil Pad

A profitable, add-on, point of purchase item primarily sold in sporting goods stores. This is a very popular accessory for rifle and shotgun shooters.

Make shooting fun again with our "no-flinch" visco-elastic gel pad.

Men and women that shoot 1-400 rounds a week find **The Shooter's Friend** to be a recoil pad they can rely on.

Riecken's high-tech gel **absorbs 70% of recoil!**



Increase your confidence and improve your accuracy with The Shooter's Friend!

- The Shooter's Friend:**
- easily slides on and off
 - will not harden or get brittle with age
 - will not harm gun stock
 - used with rifles and shotguns
 - used when hunting, skeet shooting and trap shooting

Foot-care Solutions
Since 1910

Riecken's Orthotic Laboratory

800-331-8040 • 812-476-8006 • Fax: 812-476-4271

ricknorlab@aol.com • www.FootComfortWorld.net

5115 Oak Grove Road • Evansville, IN 47715